

# 产品规格书

|                      |                      |
|----------------------|----------------------|
| SAP料号 SAP part No. : | 10206T6812X500XXAX   |
| 产品型号 Product P/N :   | SKC6812RGBW-XX-X-00X |
| 样品号 SAP part No. :   | /                    |
| 客户料号 Client P/N :    | NA                   |
| 版本号 Version No. :    | B/0                  |
| 时间 Sending Date :    | 2024-03-25           |

| Customer approval |         |         | Opsco approval |       |         |
|-------------------|---------|---------|----------------|-------|---------|
| CHECK             | APPROVE | CONFIRM | DRAW           | CHECK | APPROVE |
|                   |         |         | 刘峰             | 周凯    | 朱更生     |
| Stamp             |         |         | Stamp          |       |         |



\*使用我司产品前，请检索我司官网核对规格书版本，产品规格书版本更新，恕不能及时相告，请以官网最新资料为准。

\*Before using our products, please search our official website to verify the version of the specification sheet. The product specification sheet version is updated, and we apologize for any inconvenience caused. Please refer to the latest information on the official website for accuracy.

\*该版权及产品最终解释权归东莞市欧思科光电科技有限公司所有，如有特殊规格要求，请联系我司工程人员。

\*The copyright and final interpretation rights of the product belong to Dongguan OPSCO Optoelectronic Technology Co., Ltd. If there are special specification requirements, please contact our engineering personnel.

## 目录 Catalogue

|  |       |
|--|-------|
| 1、产品概述 Overview .....  | 3     |
| 2、主要应用 Main applications .....   | 3     |
| 3、产品命名一般说明 General instructions for product naming .....   | 4     |
| 3.1.产品代码说明 Product code description.....   | 4     |
| 4、机械尺寸 Mechanical dimensions .....   | 5~6   |
| 5、引脚功能说明 Pin Function Description .....  | 6     |
| 6、PCB建议焊盘尺寸 PCB recommended pad size .....   | 7     |
| 7、IC极限参数 IC limit parameter .....  | 7     |
| 8、RGBW LED光电参数 RGBW LED Optoelectronic parameters .....  | 8     |
| 9、IC电气参数 IC electrical parameters .....  | 8     |
| 10、数据传输时间 Data transmission time .....   | 9     |
| 11、数据传输方式 Data transmission method .....   | 9     |
| 12、时序波形图 Time series waveform diagram .....  | 10    |
| 13、32bit数据结构 32bit data structure .....  | 10    |
| 14、典型应用电路 Typical application circuit .....  | 11    |
| 15、白光色温等级及CIE颜色等级划分 White light color temperature<br>level and CIE color level classification..... | 12~14 |
| 16、光电特性 Photoelectric characteristic .....   | 15    |
| 17、包装标准 Packaging standards .....  | 16    |
| 18、可靠性测试 Reliability testing .....   | 17    |

## 1.产品概述 Product overview:

- 工作电压：5V@8mA(OUT RGB) ， 5V@16.5mA(OUT W) ；  
Forward voltage: 5V@8mA(OUT RGB) ， 5V@16.5mA(OUT W) ；

- 发光角度：120° ；

Typical view angle 50%:120° ；

- 胶体颜色：半透明；

Lens color: translucent ；

- 内置复位电路，上电不亮灯；

Built-in reset circuit, power does not light ；

- 灰度调节：256级；

Grayscale adjustment : 256 levels ；

- 单线归零码传输协议，可无限级联；

Single-line zero code transmission protocol, can be infinite cascade ；

- 数据传输频率可达800Kbps，当刷新速率30帧/秒时，级联数不小于1024点；

The data transmission frequency can reach 800Kbps, and when the refresh rate is 30 frames per second, the number of cascades is not less than 1024 points ；

- 湿敏等级：5a ；

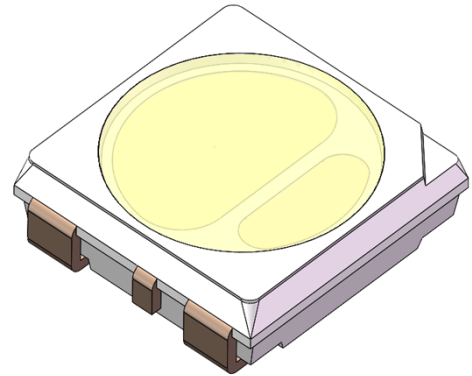
MSL : 5a ；

- 静电ESD：2KV ；

ESD level: 2KV ；

- 符合RoHS REACH ；

RoHS and REACH-compliant.



## 2.主要应用 Main applications:

- 消费电子产品  
consumer electronics

### 3. 产品命名一般说明 General instructions for product naming :

#### SKC 6812-RGBW-XW-X-X-X-001

① ② ③ ④ ⑤ ⑥ ⑦ ⑧

| ①  | ②  | ③   | ④   | ⑤   |
|--|--|---|---|---|
| 系列<br>series   | IC系列与电流代码<br>IC series and current codes   | 颜色代码<br>color codes   | 色温代码<br>TC code   | 灯珠表面PPA颜色<br>The PPA color of the light source surface                      |
| 默认为RGB晶片与IC集成在一起<br>Default to RGB chip integrated with IC | 6812 : 指68系列IC<br>RGB:8mA电流<br>W:16.5mA电流版本<br>6812: Refers to the 68 series IC;<br>OUT R/G/B : 8mA , OUT W : 16.5mA current version | RGBW:<br>R:618-625nm<br>G:520-530nm<br>B:460-470nm<br>W:White | XW:<br>BW:5500-10000K<br>NW:3800-4200K<br>WS:2800-3200K | W : 表示白色, 不标示 Represents white, not marked<br>B : 表示黑面 The surface is black |

| ⑥   | ⑦   | ⑧                              |
|---|---|--------------------------------|
| 灯珠胶体颜色<br>Light source colloid color  | 灯珠胶体类型<br>Light source colloid type   | 内部编码<br>internal code          |
| N : 表示透明胶体, 不标示 Represents a transparent colloid, not labeled<br>D : 表示雾状 Fog | N : 表示环氧树脂, 不标示 Represents an epoxy resin, not labeled<br>C : 表示硅胶 Silica gel | 001:内部编码<br>001: internal code |

#### 3.1.产品代码说明 Product code description:

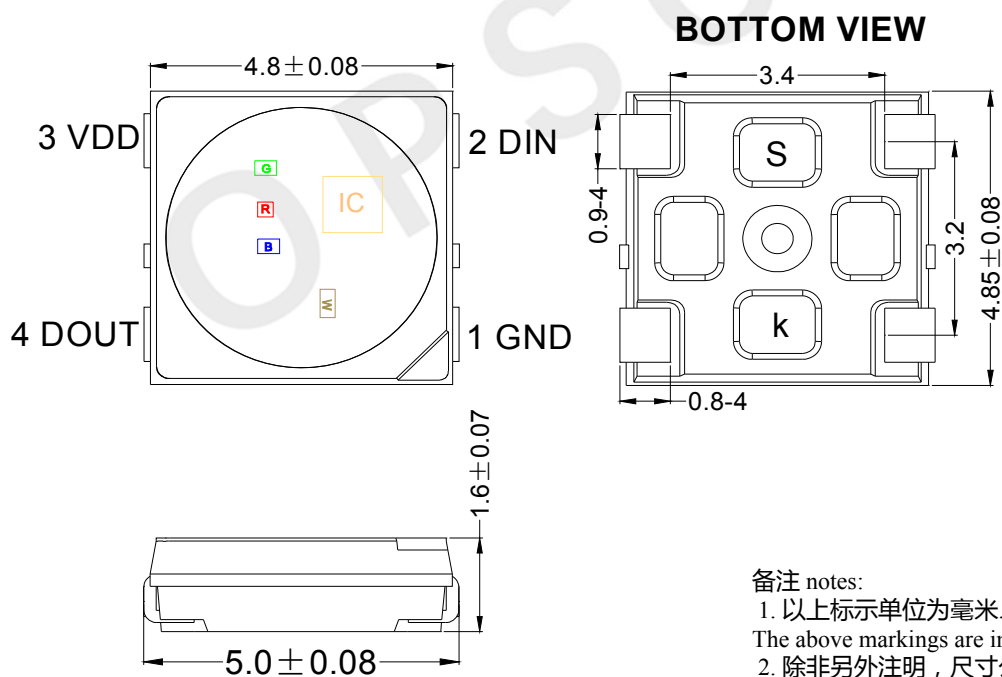
| 序号<br>NO | 产品型号<br>Model        | 样品号<br>Sample NO | SAP 代码<br>SAP Code | 色温<br>Color temperature |
|----------|----------------------|------------------|--------------------|-------------------------|
| 1        | SKC6812RGBW-BW-000   | OP00293A-000     | 10201T6812F50015A0 | 5500-10000K             |
| 2        | SKC6812RGBW-BW-001   | OP00293A-001     | 10201T6812F50016A0 | 5500-10000K             |
| 3        | SKC6812RGBW-BW-004   | OP00293A-004     | 10201T6812F50019A0 | 5500-10000K             |
| 4        | SKC6812RGBW-BW-B-000 | OP00293D-000     | 10201T6812F50020A0 | 5500-10000K             |
| 5        | SKC6812RGBW-BW-C-000 | OP00293E-000     | 10201T6812F50021A0 | 5500-10000K             |

| 序号<br>NO | 产品型号<br>Model           | 样品号<br>Sample NO | SAP 代码<br>SAP Code | 色温<br>Color temperature |
|----------|-------------------------|------------------|--------------------|-------------------------|
| 6        | SKC6812RGBW-NW-000      | OP00301A-000     | 10201T6812F50023A0 | 3600-4500K              |
| 7        | SKC6812RGBW-NW-006      | OP00301A-002     | 10201T6812F50025A0 | 3600-4500K              |
| 8        | SKC6812RGBW-NW-B-000    | OP00301B-000     | 10201T6812F50027A0 | 3600-4500K              |
| 9        | SKC6812RGBW-WS-000      | OP00302A-000     | 10201T6812F50032A0 | 2800-3200K              |
| 10       | SKC6812RGBW-WS-006      | OP00302A-001     | 10201T6812F50029A0 | 2800-3200K              |
| 11       | SKC6812RGBW-WS-C-000    | OP00302C-000     | 10201T6812F50004A0 | 2800-3200K              |
| 12       | SKC6812RGBW-WS-B-000    | OP00302B-000     | 10201T6812F50031A0 | 2800-3200K              |
| 13       | SKC6812RGBW-WS-B-US-000 | OP00302B-001     | 10201T6812F50033A0 | 2800-3200K              |

注：色温误差±100K，Ra>80 ±2

Note: Color temperature : ±100K, Ra>80 ±2

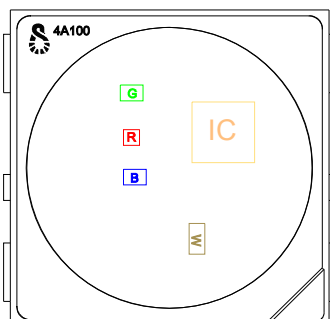
#### 4.机械尺寸 Mechanical dimensions:



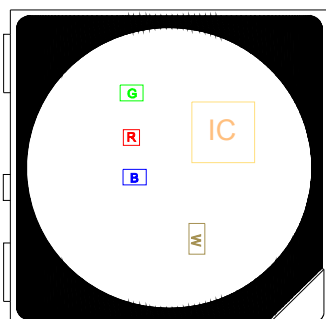
备注 notes:

1. 以上标示单位为毫米。  
The above markings are in millimeters
2. 除非另外注明，尺寸公差为 ±0.1毫米。  
Unless otherwise specified, the dimensional tolerance is ± 0.1 millimeters

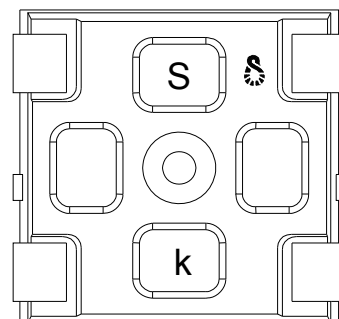
US系列产品标示



黑面产品



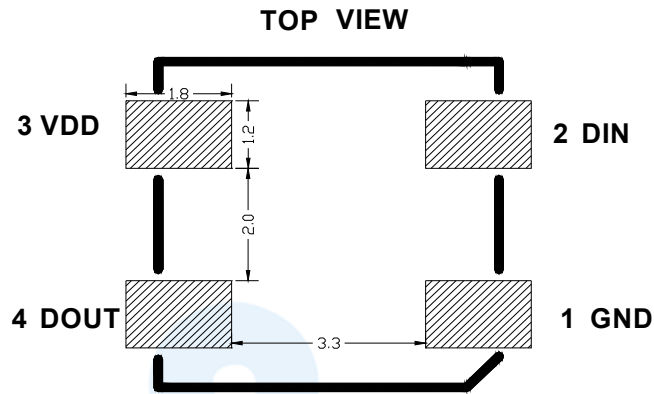
黑面产品US产品标示



### 5. 引脚功能说明 Pin Function Description :

| 序号<br>Serial Number | 符号<br>Symbol | 管脚名<br>Pin name     | 功能描述<br>Function Description           |
|---------------------|--------------|---------------------|--|
| 1                   | GND          | 地<br>Grounds        | 电源接地<br>Power grounding                |
| 2                   | DIN          | 数据输入<br>Data input  | 控制数据信号输入<br>Control data signal input  |
| 3                   | VDD          | 电源<br>Power supply  | 供电管脚<br>Power supply pins              |
| 4                   | DOUT         | 数据输出<br>Data output | 控制数据信号输出<br>Control data signal output |

6.PCB建议焊盘尺寸 PCB recommended pad size :



7.IC极限参数 IC limit parameter : ( Ta=25℃ )

| 参数<br>Parameter                                      | 符号<br>Symbol | 范围<br>Range | 单位<br>Unit |
|--|--------------|-------------|------------|
| 逻辑电源电压<br>working voltage                            | $V_{DD}$     | +3.5 ~ +5.5 | V          |
| 工作温度<br>Operation temperature                        | $T_{opt}$    | -40~+85     | ℃          |
| 储存温度<br>Storage temperature                          | $T_{stg}$    | -40~+85     | ℃          |
| ESD耐压 ( 人体模式 )<br>ESD withstand voltage (human mode) | $V_{ESD}$    | 2K          | V          |

### 8. RGB LED 光电参数 Optoelectronic parameters :

| 颜色 Colour    | SKC6812RGBW-XW<br>R/G/B : 8mA W : 16.5mA |                            |                       |
|--------------|--|----------------------------|-----------------------|
|              | 波长 Wavelength ( nm )                     | 色温 Color temperature ( K ) | 亮度 Brightness ( mcd ) |
| 红色 ( RED )   | 617-625                                  | /                          | 200-385               |
| 绿色 ( GREEN ) | 525-535                                  | /                          | 515-932.5             |
| 蓝色 ( BLUE )  | 465-475                                  | /                          | 160-320               |
| BW(White)    | /  | 5500-10000                 | 1800-2525             |
| BW(White)    | /  | 5500-10000                 | 1800-2525             |
| NW(White)    | /  | 3600-4500K                 | 1800-2525             |
| WS(White)    | /  | 2800-3200K                 | 1800-2525             |

注：亮度误差±10%，波长误差±1.0nm，色温误差±100K；

Note : Luminous Intensity: ±10%Iv, Dominant Wavelength: ±1.0nm , Color temperature : ±100K ;

### 9. IC电气参数 IC electrical parameters : ( TA=25℃ )

| 参数 Parameter                              | 符号 Symbol         | 最小 Minimum | 典型 Typical | 最大 Maximum | 单位 Unit | 测试条件 Test conditions |
|---|-------------------|------------|------------|------------|---------|----------------------|
| 工作电压<br>Chip input voltage                | V <sub>DD</sub>   | 3.5        | ---        | 5.5        | V       | ---                  |
| 信号输入翻转阈值<br>Signal input flip threshold   | V <sub>IH</sub>   | 2.7        | ---        | ---        | V       | +VDD=5.0V            |
|   | V <sub>IL</sub>   | ---        | ---        | 1.8        | V       |                      |
| B/G/R输出驱动电流<br>B/G/R output drive current | I <sub>DOUT</sub> | ---        | 8          | ---        | mA      | V <sub>DS</sub> =1V  |
| W输出驱动电流<br>W output drive current         |                   | ---        | 16.5       | ---        |         |                      |
| PWM频率<br>PWM frequency                    | F <sub>PWM</sub>  | ---        | 4.0        | ---        | KHz     | ---                  |
| 静态功耗<br>Static power consumption          | I <sub>DD</sub>   | ---        | 0.29       | ---        | mA      | ---                  |
| 数据传输速率<br>Transfer rate                   | F <sub>DIN</sub>  | ---        | 800        | ---        | Kbps    | ---                  |



### 10. 建议数据传输时间 Suggested data transmission time :

| 时序表名称<br>Timeline Name | Min. | 实际值<br>actual value | Max. | 单位<br>unit |
|------------------------|------|---------------------|------|------------|
| T                      | 1.20 | --                  | --   | μs         |
| T0H                    | 0.20 | 0.30                | 0.40 | μs         |
| T0L                    | 0.80 | --                  | --   | μs         |
| T1H                    | 0.65 | 0.75                | 1.00 | μs         |
| T1L                    | 0.20 | --                  | --   | μs         |
| Reset                  | >200 | --                  | --   | μs         |

1. 协议采用单极性归零码，每个码元必须有低电平，本协议的每个码元起始为高电平，高电平时间宽度决定“0”码或“1”码。

The protocol adopts unipolar zeroing code, and each symbol must have a low level. Each symbol in this protocol starts with a high level, and the duration of the high level determines the "0" or "1" code.

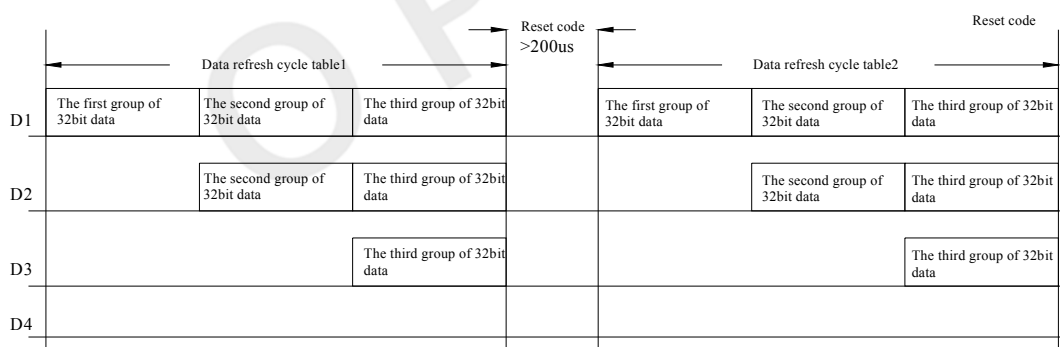
2. 书写程序时，码元周期最低要求为1.2μs。

When writing a program, the minimum required code period is 1.2 μ s.

3. “0”码、“1”码的高电平时间需按照上表的规定范围，“0”码、“1”码的低电平时间要求小于20μs。

The high-level time of "0" and "1" codes should be within the specified range in the table above, and the low-level time of "0" and "1" codes should be less than 20 μ s.

### 11. 数据传输方式 Data transmission method : ( Ta=25°C )

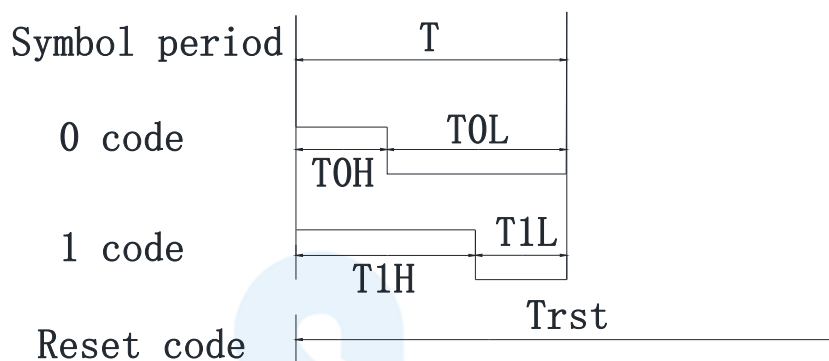


注Note：其中D1为MCU端发送的数据，D2、D3、D4为级联电路自动整形转发的数据。

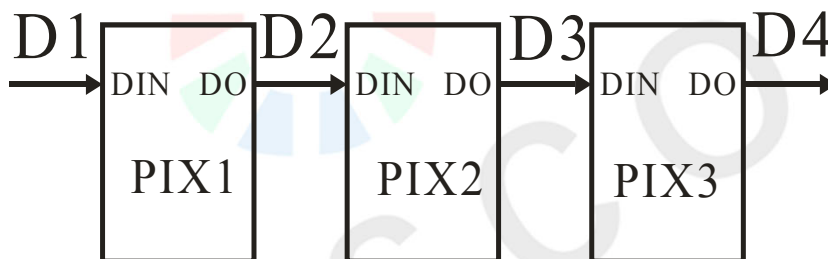
Among them, D1 is the data sent by the MCU end, and D2, D3, and D4 are the data automatically shaped and forwarded by the cascaded circuit.

## 12.时序波形图 Time series waveform diagram : ( Ta=25℃ )

输入码型 Input code type :



连接方式 Connection method :



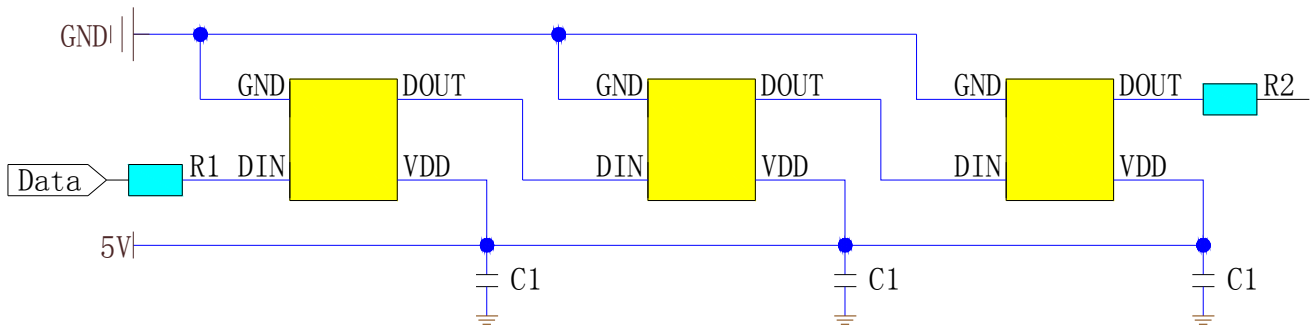
## 13.32bit数据结构 32 bit data structure : ( Ta=25℃ )

|    |    |    |    |    |    |    |    |    |    |    |    |
|----|----|----|----|----|----|----|----|----|----|----|----|
| G7 | G6 | G5 | G4 | G3 | G2 | G1 | G0 | R7 | R6 | R5 | R4 |
| R3 | R2 | R1 | R0 | B7 | B6 | B5 | B4 | B3 | B2 | B1 | B0 |
| W7 | W6 | W5 | W4 | W3 | W2 | W1 | W0 |    |    |    |    |

注Note : 高位先发, 按照GRBW/Y/A的顺序发送数据(G7 → G6 →.....W0)

High bit first send, send data in GRBW/Y/A order (G7 → G6 →.... W0)

## 14.应用电路原理图 Principles of Applied Circuits :



在实际应用电路中，为防止产品在测试时带电插拔产生的瞬间高压损伤IC内部信号输入输出引脚，应在信号输入及输出端串接保护电阻。此外，为了使各IC芯片间更稳定工作，各灯珠间的退偶电容则必不可少；

In practical application circuits, to prevent instantaneous high voltage damage to the internal signal input and output pins of the IC caused by live plugging and unplugging during testing, protective resistors should be connected in series at the signal input and output terminals. In addition, in order to ensure more stable operation between IC chips, the decoupling capacitance between each LED is essential;

应用一：用于软灯灯或硬灯条的，灯珠间传输距离短的，建议在信号输入输出端各串接保护电阻，即R1、R2约500欧；

Application 1: For soft or hard light strips with short transmission distance between lamp beads, it is recommended to connect protective resistors in series at the signal input and output terminals, R1, R2, about 500 ohms;

应用二：用于模组或一般异形产品，灯珠间传输距离长，因线材及传输距离不同，在信号两端串接的保护电阻会略有不同；以实际使用情况定；

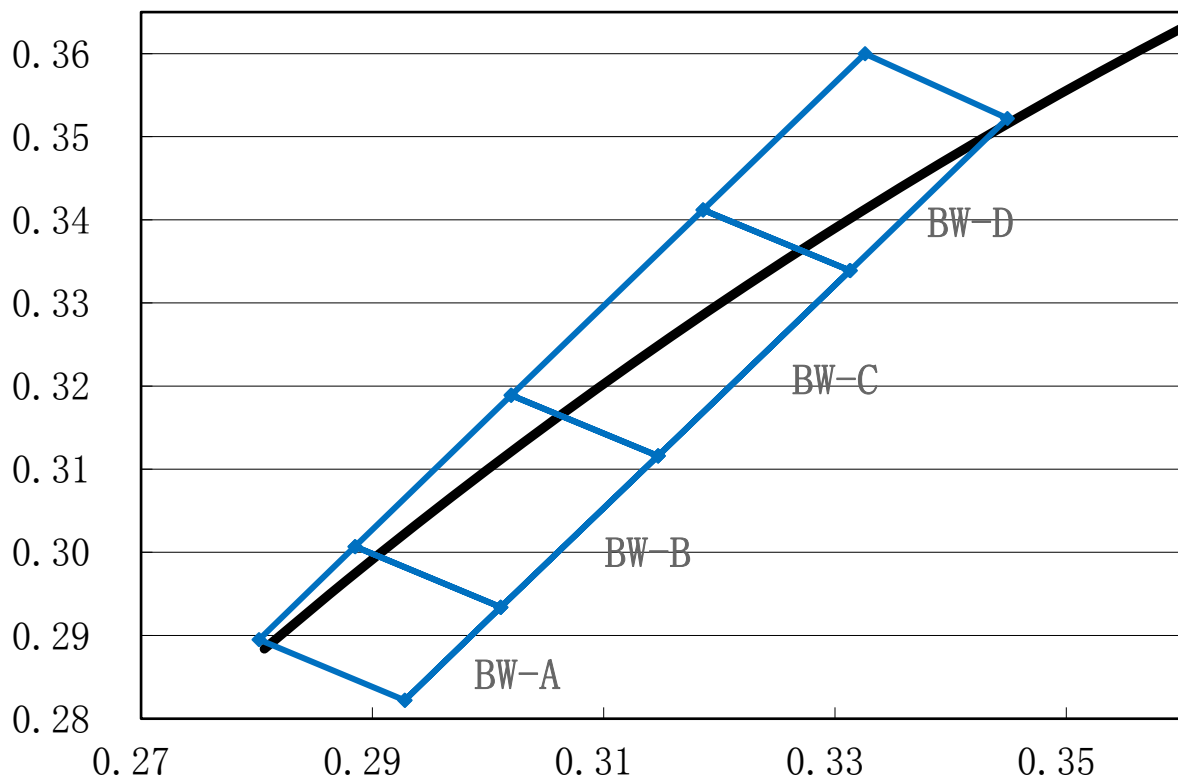
Application 2: Used for modules or general shaped products. The transmission distance between lamp beads is long. Due to different wire materials and transmission distances, the protective resistance of the signal line connected in series at both ends will be slightly different; Based on actual usage;

## 15. 白光色温等级及CIE颜色等级划分 (指1931 CIE色度图) White light color temperature level and CIE color level classification (referring to the 1931 CIE chromaticity chart)

### CIE 色品坐标系 (BW) CIE chromaticity coordinate system (BW)

| Name | X1     | Y1     | X2     | Y2     | X3     | Y3     | X4     | Y4     | TC          |
|------|--------|--------|--------|--------|--------|--------|--------|--------|-------------|
| BW-A | 0.2928 | 0.2822 | 0.2802 | 0.2895 | 0.2885 | 0.3007 | 0.3011 | 0.2934 | 8300-10000K |
| BW-B | 0.3011 | 0.2934 | 0.2885 | 0.3007 | 0.302  | 0.3189 | 0.3147 | 0.3116 | 7000-8300K  |
| BW-C | 0.3147 | 0.3116 | 0.302  | 0.3189 | 0.3186 | 0.3412 | 0.3313 | 0.3339 | 6000-7000K  |
| BW-D | 0.3313 | 0.3339 | 0.3186 | 0.3412 | 0.3326 | 0.36   | 0.3449 | 0.3522 | 5500-6000K  |

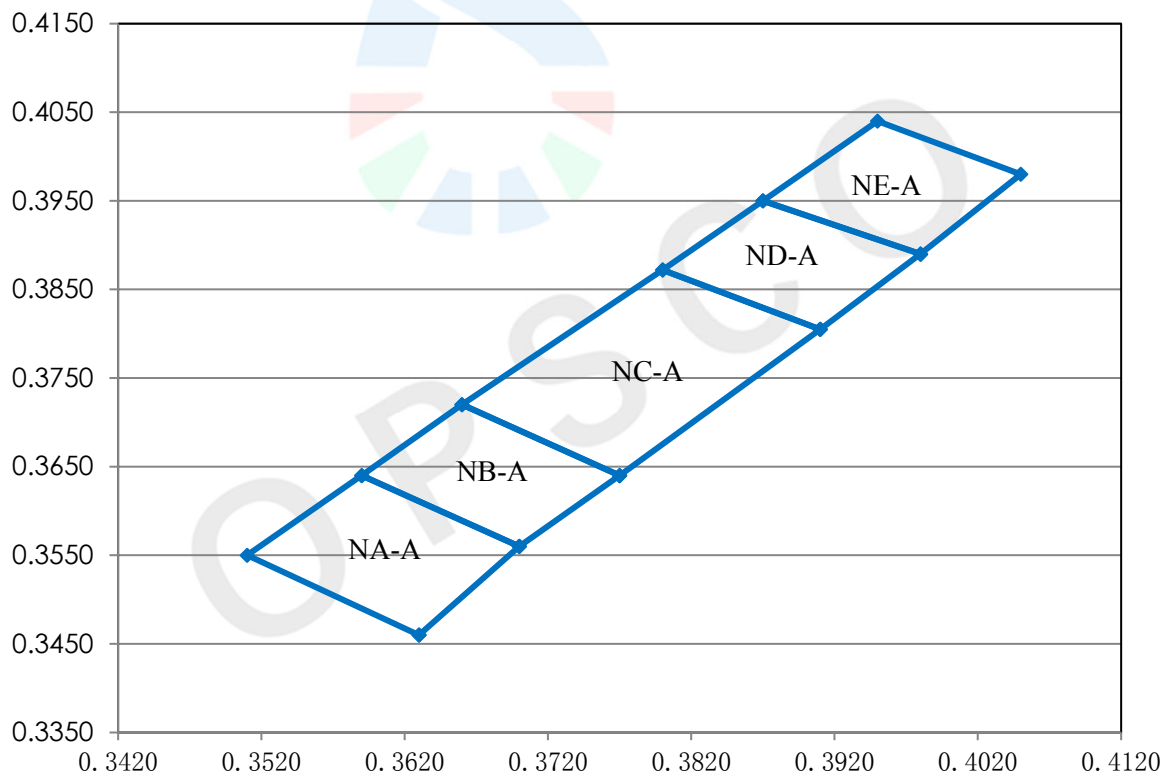
### BW 白光分级形式 BW White light grading form



**CIE 色品坐标系(NW) CIE chromaticity coordinate system (NW)**

| Name | X1     | Y1     | X2     | Y2     | X3     | Y3     | X4     | Y4     | TC         |
|------|--------|--------|--------|--------|--------|--------|--------|--------|------------|
| NA-A | 0.3630 | 0.3460 | 0.3510 | 0.3550 | 0.3590 | 0.3640 | 0.3700 | 0.3560 | 4200-4500K |
| NB-A | 0.3700 | 0.3560 | 0.3590 | 0.3640 | 0.3660 | 0.3720 | 0.3770 | 0.3640 | 4100-4400K |
| NC-A | 0.3770 | 0.3640 | 0.3660 | 0.3720 | 0.3800 | 0.3872 | 0.3910 | 0.3805 | 4050-4250K |
| ND-A | 0.3910 | 0.3805 | 0.3800 | 0.3872 | 0.3870 | 0.3950 | 0.3980 | 0.3890 | 4000-4200K |
| NE-A | 0.3980 | 0.3890 | 0.3870 | 0.3950 | 0.3950 | 0.4040 | 0.4050 | 0.3980 | 3900-4150K |

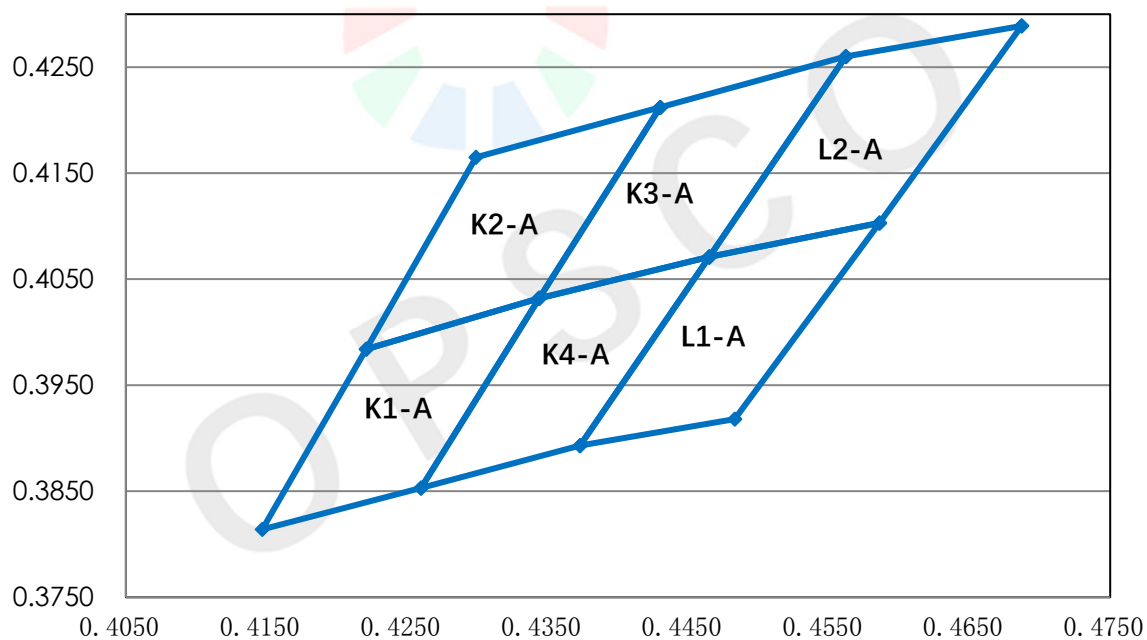
**NW 白光分级形式 NW White light grading form**



**CIE 色品坐标系(WS) CIE chromaticity coordinate system (WS)**

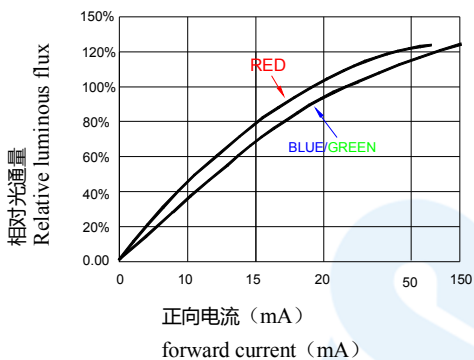
| Name | X1     | Y1     | X2     | Y2     | X3     | Y3     | X4     | Y4     | TC         |
|------|--------|--------|--------|--------|--------|--------|--------|--------|------------|
| K1-A | 0.4344 | 0.4032 | 0.4221 | 0.3984 | 0.4147 | 0.3814 | 0.4260 | 0.3853 | 3000-3200K |
| K2-A | 0.4430 | 0.4212 | 0.4299 | 0.4165 | 0.4221 | 0.3984 | 0.4344 | 0.4032 | 3000-3200K |
| K3-A | 0.4562 | 0.4260 | 0.4430 | 0.4212 | 0.4344 | 0.4032 | 0.4465 | 0.4071 | 2850-3000K |
| K4-A | 0.4465 | 0.4071 | 0.4344 | 0.4032 | 0.4260 | 0.3853 | 0.4373 | 0.3893 | 2850-3000K |
| L1-A | 0.4586 | 0.4103 | 0.4465 | 0.4071 | 0.4373 | 0.3893 | 0.4483 | 0.3918 | 2700-2850K |
| L2-A | 0.4687 | 0.4289 | 0.4562 | 0.4260 | 0.4465 | 0.4071 | 0.4586 | 0.4103 | 2700-2850K |

**WS 白光分级形式 WS White light grading form**

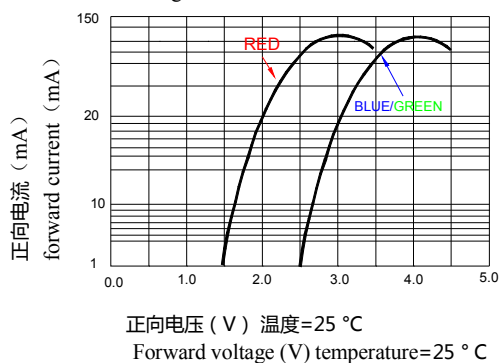


## 16. 光电特性 Photoelectric characteristic :

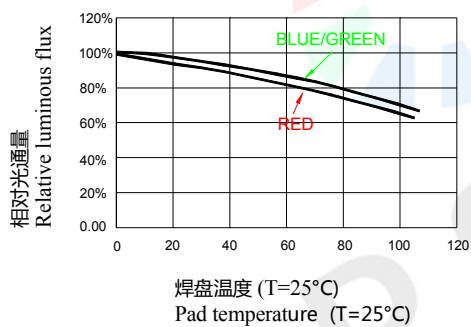
相对光通量与正向电流的关系  
The relationship between relative luminous flux and forward current



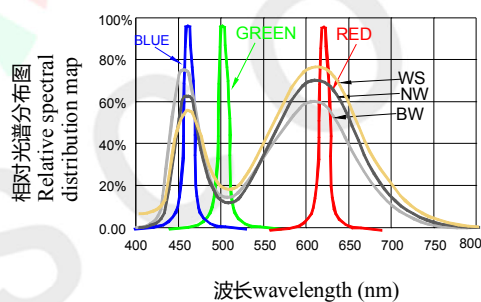
正向电压与正向电流的关系  
The relationship between forward voltage and forward current



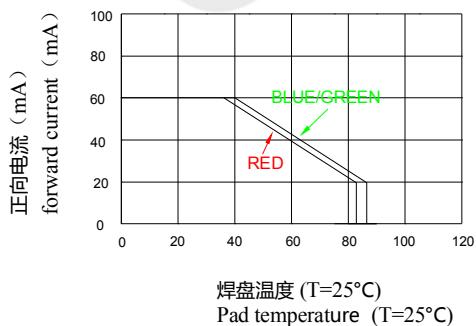
焊盘温度与光通量输出的相对关系  
The relative relationship between pad temperature and luminous flux output



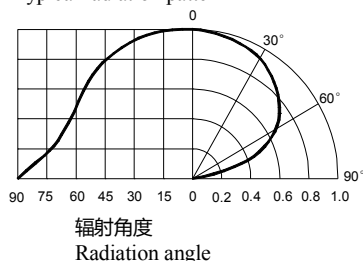
波长特性  
Wavelength characteristics



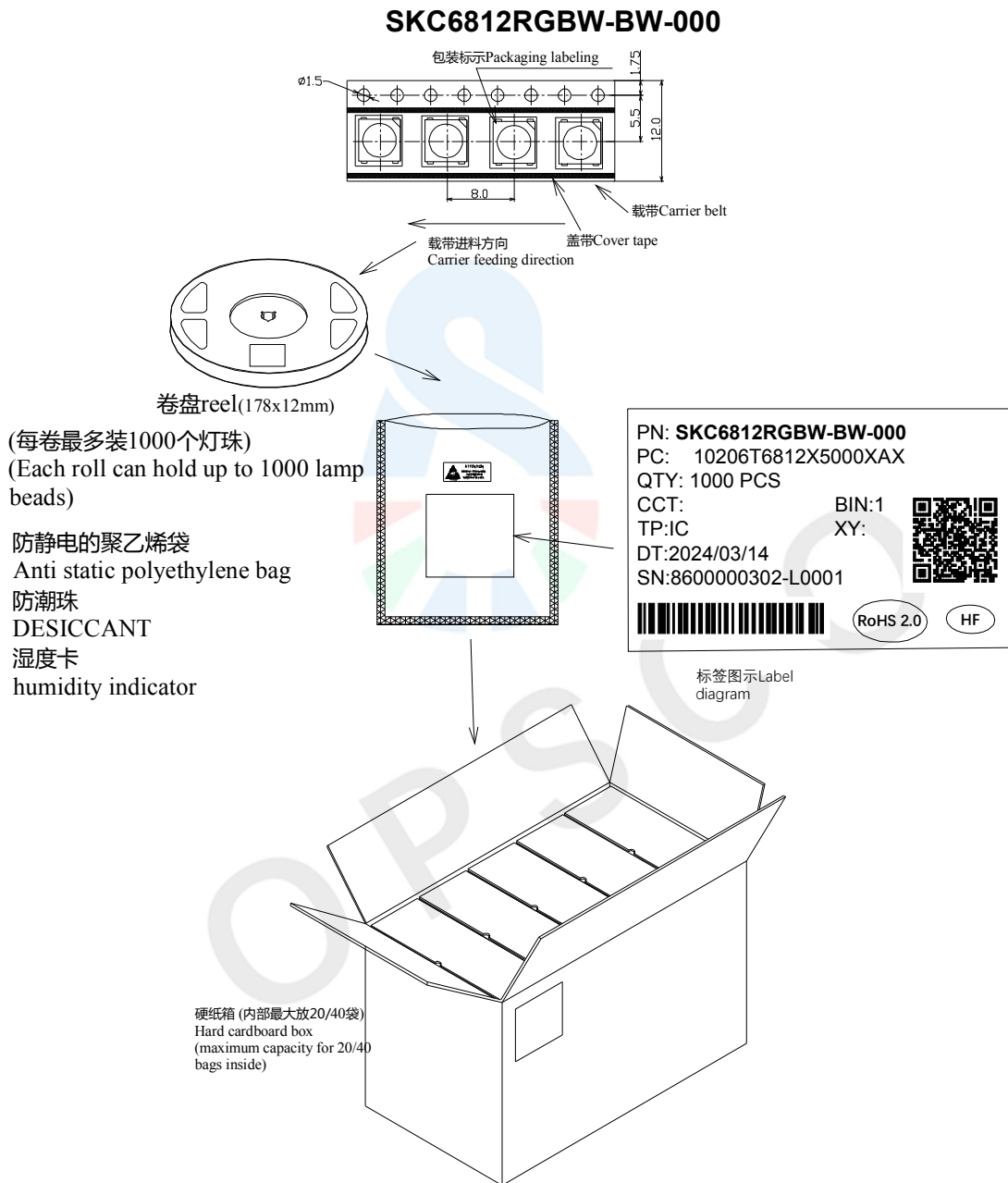
焊盘温度与正向电流的相对关系  
The relative relationship between pad temperature and forward current



典型的辐射方向图 120°  
Typical radiation pattern 120°



### 17. 包装标准 Packaging standards :



表面贴装LED采用卷盘包装，LED在用普通或防静电袋包装后再装在纸箱中。纸箱用于保护运输途中LED不受机械冲击，纸箱不防水，因此请注意防潮防水。

Surface mounted LEDs are packaged in rolls, and the LEDs are packaged in regular or anti-static bags before being packed in cardboard boxes. The cardboard box is used to protect the LED from mechanical impact during transportation. The cardboard box is not waterproof, so please pay attention to moisture-proof and waterproof.



## 18. 可靠性测试 Reliability testing:

| 序号<br>Serial Number | 实验项目 Pilot projects                                  | 实验条件<br>experimental condition                               | 参考标准<br>Reference standards | 判断<br>determine |
|---------------------|--|--|-----------------------------|-----------------|
| 1                   | 冷热冲击<br>Thermal Shock                                | 100 ± 5°C ~ -40°C ± 5°C<br>15min~15min 100cycles             | MIL-STD-202G                | 0/22            |
| 2                   | 高温储藏<br>High temperature storage                     | Ta= +100°C 1000hrs   | JEITA ED-4701<br>200 201    | 0/22            |
| 3                   | 低温储藏<br>low temperature storage                      | Ta= -40°C 1000hrs  | JEITA ED-4701<br>200 202    | 0/22            |
| 4                   | 高温高湿储藏<br>High temperature and high humidity storage | Ta=60°C RH=90% 1000hrs                                       | JEITA ED-4701<br>100 103    | 0/22            |
| 5                   | 温度循环<br>Temperature cycling                          | -40°C~25°C~100°C~25°C<br>30min~5min~30min~5min<br>100 cycles | JEITA ED-4701<br>100 105    | 0/22            |
| 6                   | 耐焊接热<br>Resistance to Soldering Heat                 | Tsld = 260°C, 10sec. 2 times                                 | JEITA ED-4701<br>300 301    | 0/22            |
| 7                   | 常温寿命测试<br>Normal temperature life test               | 25°C, IF: Typical current , 1000hrs                          | JESD22-A 108D               | 0/22            |

## 失效判定标准 Failure criteria:

| 项目<br>project                        | 符号<br>symbol | 测试条件<br>Test conditions                              | 判断标准 Judgment criteria                       |                      |
|--------------------------------------|--------------|--|--|----------------------|
|                                      |              |  | 最小值<br>Minimum value                         | 最大值<br>Maximum value |
| 发光强度<br>intensity                    | IV           | DC=5V,规格典型电流<br>DC=5V, typical current specification | 初始数据X0.7<br>Initial data X0.7                | ---                  |
| 耐焊接热<br>Resistance to Soldering Heat | ---          | DC=5V,规格典型电流<br>DC=5V, typical current specification | 无死灯或明显损坏<br>No dead lights or obvious damage |                      |

## 修订记录 Revision record

| 日期<br>date | Rev. No. | 修改/改变的原因<br>Reason for modification/change   | 签名<br>signature |
|------------|----------|--|-----------------|
| 2015-07-30 | 01       | 首次发行 first issue   | KEVIN ZHU       |
| 2015-08-20 | 02       | 修改型号参数 Modify model parameters   | KEVIN ZHU       |
| 2018-05-20 | 03       | 修正时序表 Revise the timing table  | KEVIN ZHU       |
| 2019-01-02 | 04       | 修改规格书版式 Change the layout of the specification sheet   | KEVIN ZHU       |
| 2021-04-10 | A/0      | 修改产品规格和光电参数 Modify product specifications and photoelectric parameters   | KEVIN ZHU       |
| 2024-03-25 | B/0      | 1.更改规格书版式<br>1.Change the layout of the specification sheet<br>2.升级IC 电气参数<br>2.Upgrade IC electrical parameters | 刘峰              |
|            |          |  |                 |
|            |          |  |                 |
|            |          |  |                 |
|            |          |  |                 |
|            |          |  |                 |
|            |          |  |                 |
|            |          |  |                 |
|            |          |  |                 |
|            |          |  |                 |
|            |          |  |                 |
|            |          |  |                 |
|            |          |  |                 |
|            |          |  |                 |
|            |          |  |                 |